

Executive Summary Report

Leif Home

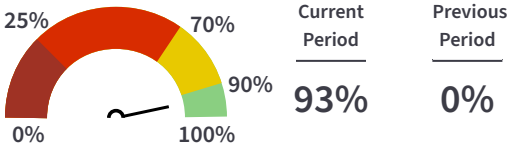
Jul 01, 2023 - Sep 30, 2023



Summary Overview

Thanks for choosing Leif's Backups'n'Stuff! This report provides an overview of your backup health for Q3 2023. Included below are statistics related to your overall backup health, recovery times, and data storage.

Average Backup Health Score



During this report period, an averaged 93% of your **protected systems** met their specified SLA protection threshold.

947 GB

Total Data Backed Up

650/650

Successful Backups

429 GB

Appliance Storage

7

Average Backups per Day

0 GB

Local Cache Storage

1843

Total Restore Points

0 GB
Average Data per Server

784 GB
Avg. Data per Workstation


0.0 Hours
Est. Time to Recover Server Data*

10.8 Hours
Est. Time to Recover Workstation Data*

0.2 Hours
Est. Time to Virtualize Server

0.2 Hours
Est. Time to Virtualize Workstation

Protected System Counts



At the end of the report period, your organization had **1 systems** protected.

*Time to download backed-up data from the Cloud via FTPS, based on an internet speed of 350 Mbps

Executive Summary Report

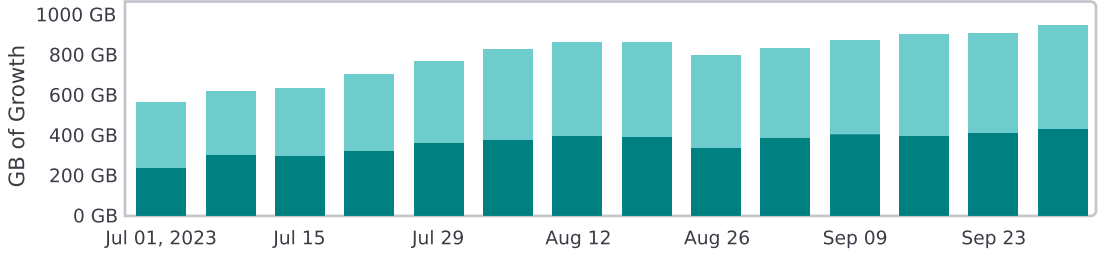
Leif Home

Jul 01, 2023 - Sep 30, 2023



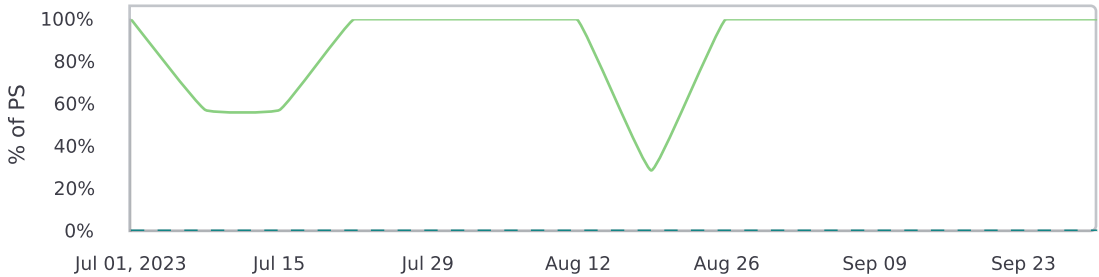
Storage Growth

● Cloud storage ● Appliance storage



Protected Systems Health History

— Workstations - - Servers



Over the **14 week** period, Servers met their specified SLA protection threshold **0%** of the time, while Workstations averaged **88%**.

Suggested Actions and Additional Comments

We'd suggest you start protecting more devices! With only one workstation being backed up, you're more likely to have a data loss incident. Call us at 1-800-BACK-U-UP to discuss our latest offerings.

Executive Summary Report





Leif Home

Jul 01, 2023 - Sep 30, 2023



Protected Systems Listing

● ≤ 25% SLA ● 26 - 70% SLA ● 71 - 90% SLA ● ≥ 91% SLA ● No Data

Protected System Name and Type	AutoVerify & BootVM Screenshot Last Automated Virtualization Test	Backup Size Total System Data	Health History 1 block = Average SLA for 1 Week
 RMT-P5540-LFORTSON Workstation	  2023-10-11	 408.76 GB	